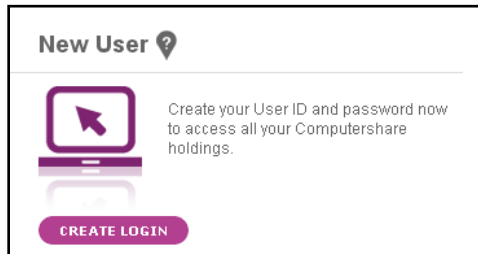


Investor Centre™ Registration

Processes for non-US investors

NEW INVESTOR CENTRE REGISTRATION – NON-US SHAREHOLDERS

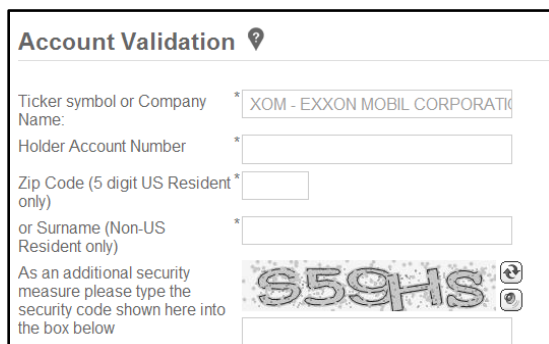
1. Under the "New User" section of the Investor Centre homepage, click "Create Login."



2. On the "Registration" page, select "Alternate Validation."



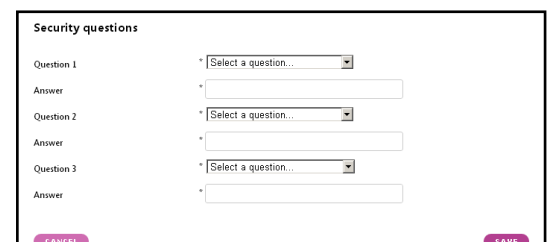
3. Account Validation: Enter the Ticker symbol/Company name, Holder Account Number, Surname and the security code.



4. Accept the terms and conditions, and choose if you wish to receive information from Computershare about online services.

5. User Set-Up

- Contact information: Enter your name, email address and mobile number (**note:** mobile number is optional).
- Personal site seal: Type in three words of your choice and select a color for your "personal site seal."
- Login details: Create a unique User ID and password for your account.
- Security questions: Select three questions and enter answers. These questions are used to verify your account.
- Click "Save."



6. A confirmation code will be sent to your email address and mobile phone (if you provided a mobile phone number). Enter the codes and click "Next."

7. Account authentication requires an additional layer of verification. Non-US holders must obtain their verification code through the mail. Your verification code will be mailed to your address of record with final instructions on activating your Investor Centre account.